


Humpty Dumpty Egg Drop

An Early Childhood STEM Challenge!

Materials:

- Building blocks
- Plastic wrap, baggies, bubble wrap, cotton, foil
- Rubber bands and tape
- Raw eggs!
- Splat Mat/towel/plastic tub



Procedure:

- Read "Humpty Dumpty".
- Build a block wall.
- Talk about the raw egg (our "real" Humpty Dumpty) and predict what will happen if he falls off your block wall.
- Do a test drop and watch him crack!
- Discuss: How can we protect Humpty when he falls? What materials could we use?
- Enjoy testing different materials to protect Humpty and test them!





Tips:

- Allow your child time to explore with the materials first.
- Step in and provide assistance as needed.
- Model how to manipulate some of the materials to give your child new ideas.
- Challenges: Limit to just two materials, try different locations for higher falls.

Draw a picture of Humpty Dumpty sitting on the wall:

Draw a picture of Humpty Dumpty after he fell down:

Circle the materials that you used:



Credits

